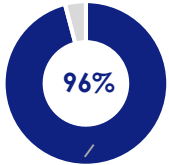


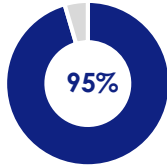
# 2019 Point in Time Count Overview

**1,410** members of our community were homeless during the 2019 Point in Time count.

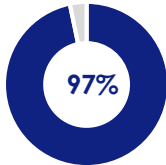
In 2019, **97%** of individuals had **shelter** during the point in time count.



Sheltered  
2017 (n=1389)



Sheltered  
2018 (n=1411)



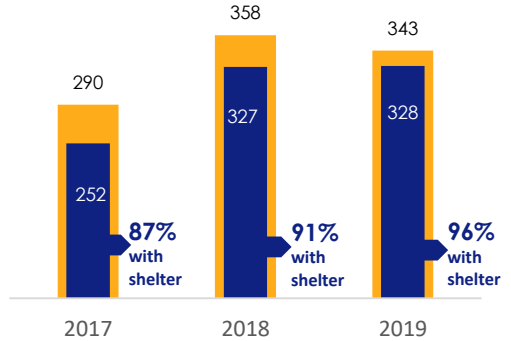
Sheltered  
2019 (n=1410)



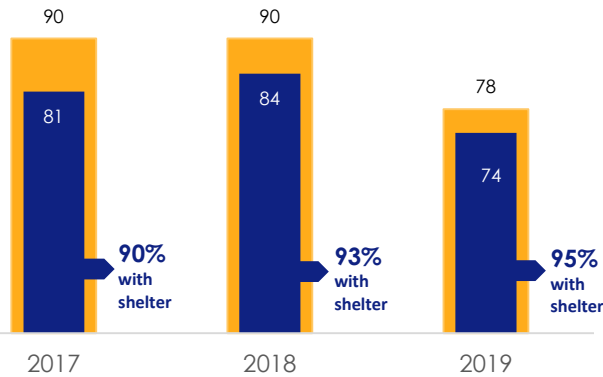
## 123 Veterans

were homeless; 115 had shelter and 8 did not.

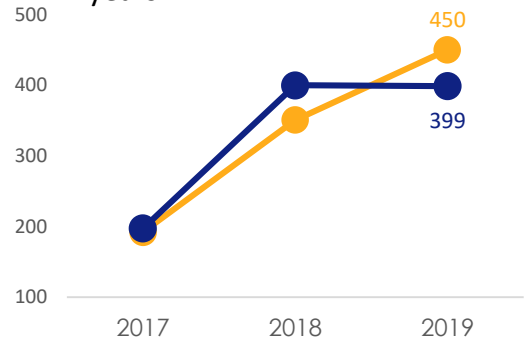
The percentage of those **chronically homeless** who were **sheltered** has increased over the last 3 years. In 2019, **96%** had shelter.



The **total number of unaccompanied youth** decreased from 2018 to 2019. The majority of **youth had shelter**.



Those reporting a **serious mental illness** or a **substance use disorder** has nearly doubled in the last 3 years.



**20%** of counted **Households had children** and each of those households had shelter.

69% of individuals identified as male.



White or  
Caucasian,  
892, 63.3%

Black or  
African-American,  
385, 27.3%

All Other  
Races,  
133, 9.4%

In 2019, 63% of individuals identified as white and 91% identified as Non-Hispanic or Non-Latino.